















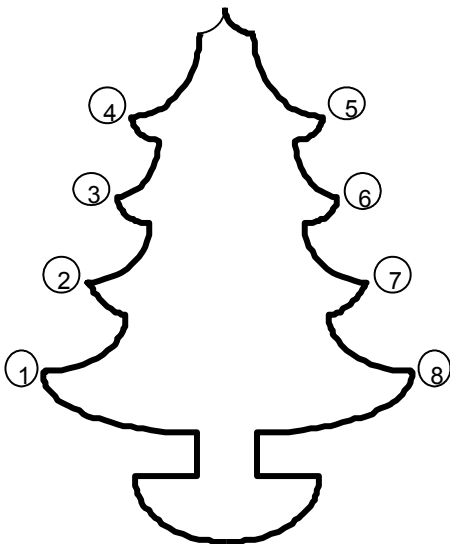


## Christmas Symbols

In this puzzle, a symbol represents the same number every time it appears. The numbers below and to the right represent the sum of the symbols in that row or column. Can you fill in the empty boxes?

				
				
				
				36
	41		43	

## Christmas Decorations Puzzle



The Christmas tree has been put up, and eight decorations of different colours have been hung up. Using the eight clues given, can you work out the colour of each decoration, and where it is hanging on the tree?

- The King and the yellow decoration are on the same level on the tree.
- The Shepherd is on the opposite side to the Santa, but not on the same level.
- The Bell is directly below the red object, on the same side.
- The Cracker is lower than the brown and the blue decorations, and on the opposite side to them.
- The Angel is higher than the blue and the orange decorations, on the same side.
- The Bauble is higher than the gold and green decorations, on the opposite side to them.
- The Santa is on the left hand side, level with the blue object.
- The Candle is lower than the purple and gold decorations, and on the opposite side to them.